

















Time on Stop Watch (min:sec)	Time Before Start (minutes)		Sequence for Starting Flags			Signal	Signal
	Class 1 (Bravo)	Class 2 (Zulu)	Description	Flag	Direction		
0:00	- 5		Class 1 Flag <b>UP</b>			1 <b>short</b> horn	Warning
1:00	- 4		Preparatory Flag <b>UP</b>			1 <b>short</b> horn	Preparatory
4:00	- 1		Preparatory Flag <b>LOWER</b>			1 <b>short</b> horn	Last Minute
5:00	0	5	Class 1 Flag <b>LOWER</b>			1 <b>long</b> horn	Start (For Class 1)
			Class 2 Flag <b>UP</b>				Warning (For class 2)
6:00	+ 1	4	Preparatory Flag <b>UP</b>			1 <b>short</b> horn	Preparatory
9:00	+ 4	1	Preparatory Flag <b>LOWER</b>			1 <b>short</b> horn	Last Minute
10:00	+ 5	0	Class 2 Flag <b>LOWER</b>			1 <b>short</b> horn	Start (For Class 2)

### GRYC Starting Sequence for Successive Boat Classes

Instructional English video URL: <https://vimeo.com/192673582>